



State of New Jersey  
2015-2016

13-1750-070  
ESSEX  
GLEN RIDGE BORO  
Forest Avenue School  
287 FOREST AVE  
GLEN RIDGE, NJ 07028-1818

## 2015-2016 School Performance Reports

The New Jersey Department of Education (NJDOE) presents the 2015-16 School Performance Reports. These reports are designed to inform parents, educators and communities about how well a school is performing and preparing its students for college and careers. In particular, the School Performance Reports seek to:

- **Focus** attention on metrics that are indicative of college and career readiness.
- **Benchmark** a school's performance against other schools that are educating similar students, against district and state-wide outcomes, and against state targets to illuminate and build upon a school's strengths and identify areas for improvement.
- **Improve** educational outcomes for students by providing both longitudinal and growth data so that progress can be measured as part of an individual school's efforts to engage in continuous improvement.

While the New Jersey School Performance Reports seek to bring more information to educators and stakeholders about the performance of schools, they do not seek to distill the performance of schools into a single metric, a single score, or a simplified conclusion. Instead, the intention is that educators and stakeholders will engage in meaningful conversations about the full range of the data presented. While the School Performance Reports bring attention to important student outcomes, the NJDOE does not collect data about other essential elements of a school, such as the provision of opportunities to participate and excel in extracurricular activities; the development of non-cognitive skills; the pervasiveness of a positive school culture or climate; or the attainment of other employability and technical skills, as many of these data are beyond both the capacity and resources of schools to measure.

NJDOE welcomes feedback on the school performance reports at: [reportcard@doe.state.nj.us](mailto:reportcard@doe.state.nj.us)



State of New Jersey  
2015-2016

13-1750-070  
ESSEX  
GLEN RIDGE BORO  
Forest Avenue School  
287 FOREST AVE  
GLEN RIDGE, NJ 07028-1818

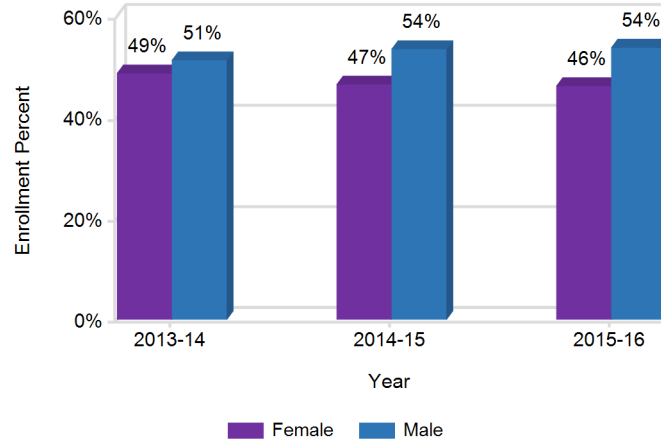
Enrollment by Grade

This table presents the enrollment count of students by grade for the past three school years. Note: "UG" represents the count of student who were 'on roll' but are educated in ungraded classrooms.

	2013-14	2014-15	2015-16
Grade PK	24	1	1
Grade KG	72	67	74
Grade 01	63	77	65
Grade 02	73	65	77
Grade 03	0	0	0
Grade 04	0	0	0
Grade 05	0	0	0
Grade 06	0	0	0
Grade 07	0	0	0
Grade 08	0	0	0
Grade 09	0	0	0
Grade 10	0	0	0
Grade 11	0	0	0
Grade 12	0	0	0
UG	2	7	6
<b>Total</b>	<b>234</b>	<b>217</b>	<b>223</b>

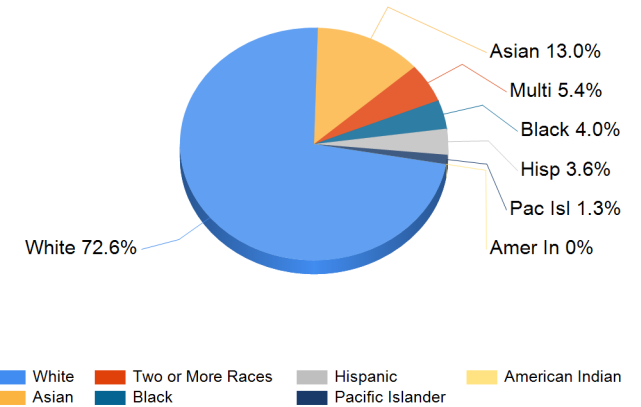
Enrollment by Gender

This graph displays the percentage of students by gender for the past three school years.



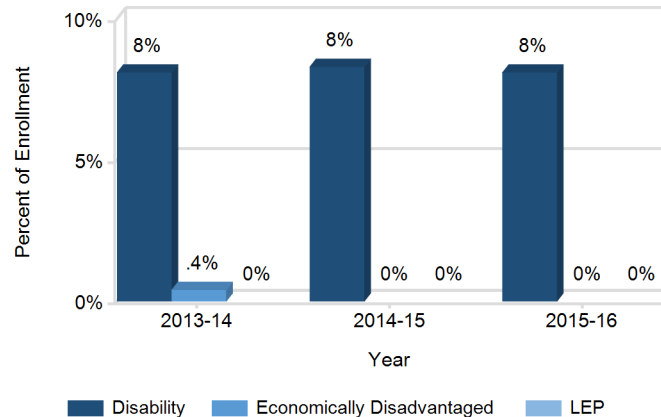
Enrollment by Ethnic/ Racial Subgroup

This graph displays the percentages of students by ethnic/racial subgroup defined by the ESEA Waiver.



Enrollment Trends by Special Population

This graph displays the percentages of students by special population (Students with Disabilities, Economically Disadvantaged, and English Language Learners) for the past three school years.



Language Diversity

This table presents the main languages primarily spoken by students in their home.

2015-2016	Percent
English	97.3%
Afar	1.3%
Chinese	0.4%
Japanese	0.4%
Serbian	0.4%

\* 2013-2014 and 2014-2015 enrollment data reflects students who were 'on roll' in October of each school year. 2015-2016 enrollment data reflects students who were 'on roll' at the end of the school year.



State of New Jersey  
2015-2016

13-1750-070

ESSEX

GLEN RIDGE BORO

Forest Avenue School

287 FOREST AVE

GLEN RIDGE, NJ 07028-1818

### Length of School Day

This table presents the amount of time a school is in session for a typical student on a normal school day.

	School
2015-16	6 Hrs. 30 Mins.

### Instructional Time

This table presents the amount of time that a typical student is engaged in instructional activities under the supervision of a certified teacher. Shared Time students are educated elsewhere than at the school (Ex. vocational schools).

	School
2015-16	
Full Time	5 Hrs. 30 Mins.
Shared Time	0 Hrs. 0 Mins.

### Student to Staff Ratio

This table presents the count of students per faculty member or administrator in the school. All staff are counted in full-time equivalents.

	School
2015-16	
Faculty	13:1
Administrator	112:1

### Student Suspension Rate

This table presents the percentage of students who were suspended one or more times during the school year.

	School
2015-16	0.0%

### Student Expulsions

This table presents the number of students who were expelled from the school during the school year.

	School
2015-16	0

### Faculty Attendance

This table presents the percentage of days the school faculty were present during the school year.

	School
2015-16	95%