




Linden Avenue School
2016-2017

13-1750-080
ESSEX
GLEN RIDGE BORO
205 LINDEN AVE
GLEN RIDGE, NJ 07028

The **2016-17 School Performance Reports** are designed to share school and district information collected by the New Jersey Department of Education directly with parents, educators, and communities. The Department believes that the greatest potential to improve school performance and student outcomes is through parents, educators, and community members working together. These reports seek to make that process easier by providing information that can help people to:

- **Learn more:** The School Performance Reports contain a wealth of data, going far beyond a school's test scores to include information about the staff working in a school, student discipline rates, and the sports and clubs offered.
- **Ask questions:** These reports can help start a conversation, but they cannot answer all the questions you might have about schools in your community. Use the contact information provided to engage with faculty and administrators at your schools to ask about the data you see in these reports.
- **Get involved:** Schools need help from parents and communities to help students succeed. Contact your school to find out about school board meetings or parent and community groups.

Navigating through the reports:

- Download this report to a PDF by clicking the  icon at the top of the page.
- Search for specific text or words in these reports by using the search box at the top of the page.
- The menu bar at the top of the page or the table of contents at the left of the screen can be used to move between sections of the report.
- The arrow buttons at the top left of the screen can be used to move between pages of the report.

Other Resources:

- Review the [Parent Summary Report](#) or the [district-level report](#) for this school.
- For more detailed information about the data in these reports, where it comes from, and how to use it: [Reference Guide](#) or [Interpretive Video](#).
- [Download the data](#) used in these reports.

- Want to give us feedback? Take our feedback survey: [surveylink](#)
- Questions about the reports? Contact us at reportcard@doe.state.nj.us



**Linden Avenue School
2016-2017**

13-1750-080
ESSEX
GLEN RIDGE BORO
205 LINDEN AVE
GLEN RIDGE, NJ 07028

Enrollment Trends by Grade

This table shows the number of students enrolled by grade for the past three school years. Ungraded students are students who are "on roll" but are educated in ungraded classrooms.

Grade	2014-15	2015-16	2016-17
PK	3	5	38
KG	66	56	59
1	70	70	59
2	75	73	68
3	0	0	0
4	0	0	0
5	0	0	0
6	0	0	0
7	0	0	0
8	0	0	0
9	0	0	0
10	0	0	0
11	0	0	0
12	0	0	0
Ungraded	12	5	11
Total	226	209	235

PreK and K - Full Day and Half Day

This table shows the full day and half day enrollment for Pre-Kindergarten (PK) and Kindergarten (KG) students in this school.

Grade	2014-15	2015-16	2016-17
PK - Half Day	0	4	0
PK - Full Day	1	1	38
KG - Half Day	0	0	0
KG - Full Day	66	56	59

Enrollment Trends by Student Group

This table shows the percentage of students by student group for the past three school years. Data for some student groups was not available before 2016-17.

Student Group	2014-15	2015-16	2016-17
Female	50%	49%	52%
Male	50%	51%	49%
Economically Disadvantaged Students	0%	0%	0%
Students with Disabilities	17%	11%	13%
English Learners	0%	0%	0%
Homeless Students			0%
Students in Foster Care			0%
Military-Connected Students			0%
Migrant Students			0%

Enrollment by Racial and Ethnic Group

This table shows the percentage of students by racial and ethnic group.

Racial and Ethnic Group	% of Students
White	67.7%
Hispanic	12.8%
Asian	9.8%
Black or African American	7.2%
American Indian or Alaska Native	0.4%
Native Hawaiian or Pacific Islander	0.0%
Two or More Races	2.1%

Enrollment by Home Language

This table shows the percentage of students by primary home language. Only the top 5 languages with at least 1% of students are shown. All other students are included in Other Languages.

Home Language	% of Students
English	97.9%
Other	2.1%



Linden Avenue School
2016-2017

13-1750-080
ESSEX
GLEN RIDGE BORO
205 LINDEN AVE
GLEN RIDGE, NJ 07028

This section shows information about student absences which provides important information about a school's culture and climate. In addition, research shows that student absences impact a child's ability to succeed in school. The New Jersey Department of Education selected chronic absenteeism as its measure of school quality and student success for the *ESSA* accountability plan. **Chronic absenteeism** is defined as being absent for 10% or more of the days enrolled during the school year. A student who is not present for any reason, excused, unexcused or for disciplinary action, is considered absent unless permitted by statute or regulation.

Chronic Absenteeism

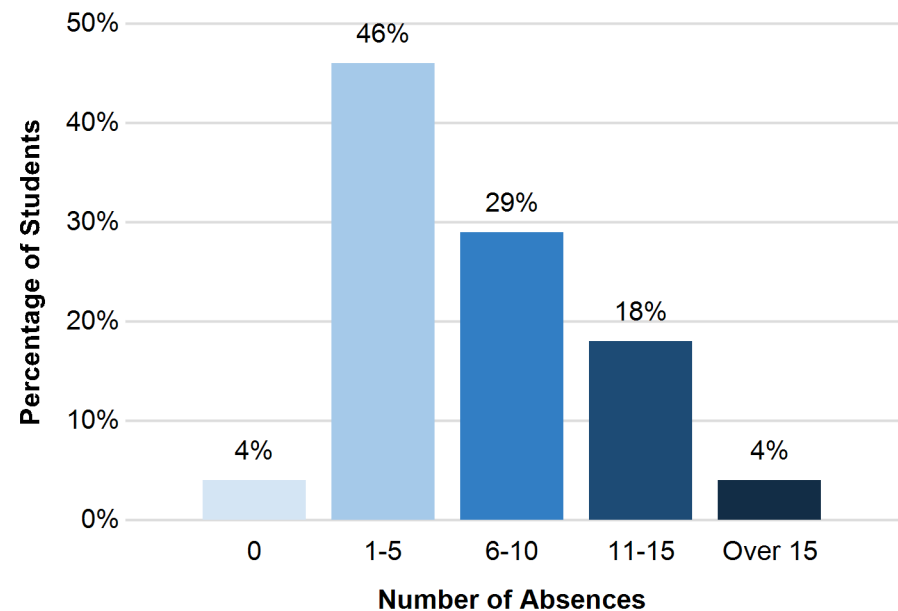
This table shows the percentage of students in grades K-12 in the school and each student group who were chronically absent. This table also shows whether the school and each student group met the *ESSA* accountability targets for 2016-17.

Student Group	% Chronically Absent	2016-17 Target	Met 2016-17 Target
Schoolwide	1.60	9.80	Met Target
White	0.80	9.80	Met Target
Hispanic	4.00	9.80	Met Target
Black or African American	0	**	**
Asian, Native Hawaiian, or Pacific Islander	0	**	**
American Indian or Alaska Native	0	**	**
Two or More Races	0	**	**
Economically Disadvantaged Students	N	**	**
Students with Disabilities	0	9.80	Met Target
English Learners	N	**	**

** *ESSA* accountability targets are only included if data is available for at least 20 students.

Days Absent

The graph displays the percentage of K-12 students schoolwide by the number of days they were absent during the school year. An absence is defined as being 'not present' and includes both excused and unexcused absences.



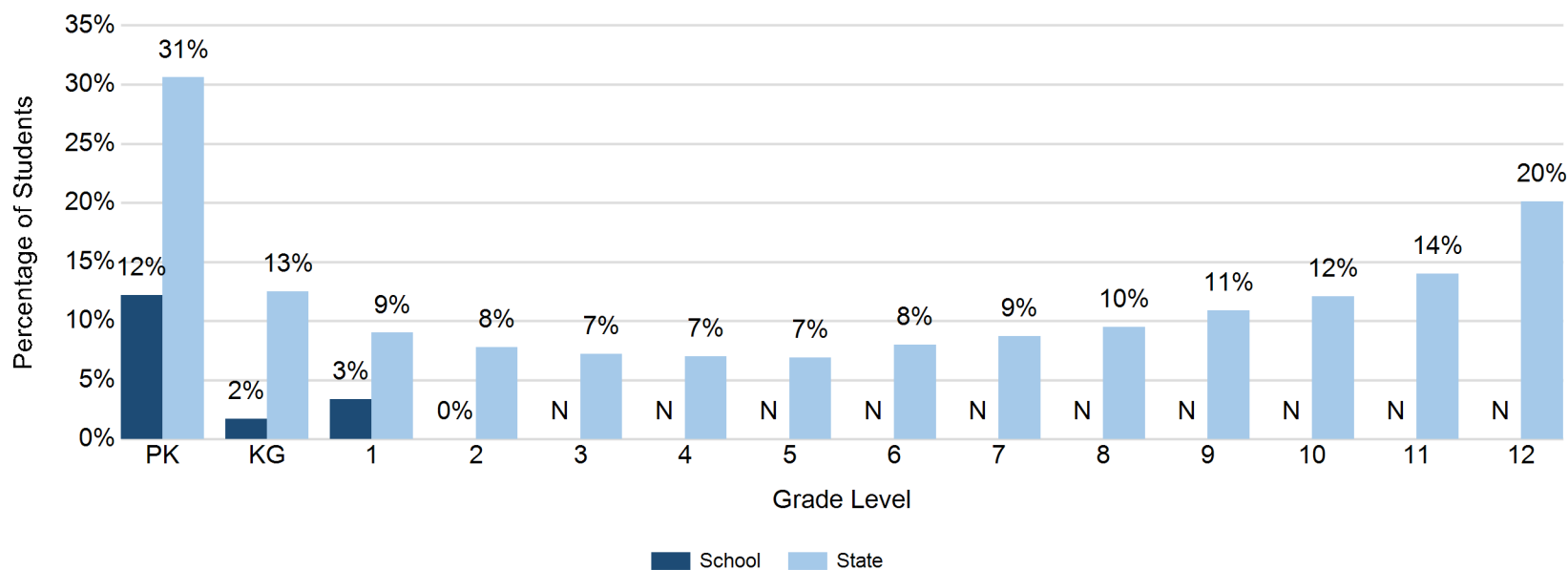


**Linden Avenue School
2016-2017**

13-1750-080
ESSEX
GLEN RIDGE BORO
205 LINDEN AVE
GLEN RIDGE, NJ 07028

Chronic Absenteeism by Grade

This graph shows the percentage of students in the school and across the state who were chronically absent for each grade level. **Chronic absenteeism** is defined as being absent for 10% or more of the days enrolled during the school year. A student who is not present for any reason, excused, unexcused or for disciplinary action, is considered absent unless permitted by statute or regulation.




 Linden Avenue School
 2016-2017

 13-1750-080
 ESSEX
 GLEN RIDGE BORO
 205 LINDEN AVE
 GLEN RIDGE, NJ 07028

School Day

This table shows the start and end times and length of school day for a typical student at this school. **Instructional time** is the amount of time that a typical student was engaged in instructional activities under the supervision of a certified teacher.

Category	School
Typical Start Time	8:30AM
Typical End Time	3:00PM
Length of School Day	6 Hrs 30 Mins
Full Time - Instructional Time	5 Hrs. 30 Mins.
Shared Time - Instructional Time	4 Hrs. 0 Mins.

Violence, Vandalism, HIB, and Substance Offenses

This table shows the number of incidents reported by type. A single incident may be counted under multiple incident types. The total unique incidents provides a non-duplicated count of incidents. The final row shows a rate of incidents for every 100 students enrolled in the school.

Incident Type	Number of Incidents
Violence	0
Vandalism	0
Weapons	0
Substances	0
Harassment, Intimidation, Bullying (HIB)	0
Total Unique Incidents	0
Incidents Per 100 Students Enrolled	0.00

Student Suspension Rate

This table shows the percentage of students who received one or more in-school suspensions, one or more out-of-school suspensions, and one or more suspensions of any type during the school year. Students receiving both in-school and out-of-school suspensions will be counted in all rows of the table. Students who received more than one suspension are counted only one time in each category below.

Suspension Types	% of Students
In-School Suspensions	0.0%
Out-of-School Suspensions	0.0%
Any Suspension	0.0%

Student Expulsions

This table shows the number of students who were expelled from the school during the school year. An expulsion is when a student is removed from a school and does not receive any further educational services during the school year.

Category	Number of Students
Expulsions	0



Linden Avenue School
2016-2017

13-1750-080
ESSEX
GLEN RIDGE BORO
205 LINDEN AVE
GLEN RIDGE, NJ 07028

Per-Pupil Expenditures (District Level)

This table shows the total current expenses for regular and special education students taught within the district's schools. It includes expenditures for instruction, support services, administration, operations and maintenance, extra-curricular activities, and community service. More information about district and charter school spending can be found using districts' [User Friendly Budgets](#), or the NJDOE Finance [District Report Search](#) of the Comprehensive Annual Financial Reports (CAFRs) and Auditor's Management Reports (AMRs).

Per-Pupil Expenditures	Federal	State/ Local	Total
District Total	\$208	\$14,281	\$14,489



**Linden Avenue School
2016-2017**

13-1750-080
ESSEX
GLEN RIDGE BORO
205 LINDEN AVE
GLEN RIDGE, NJ 07028

This section contains information about staff that are assigned to the school and district. Here is an explanation of some of the **key terms used in the staff section**:

Faculty: All classroom teachers and educational support services personnel (such as Librarians, Nurses, Counselors, and Child Study Team members)

Teachers: All classroom teachers

Administrators: Principals, assistant principals, supervisors, coordinators, directors, and other central-office administrators, as well as superintendents and other district-level administrators

Full-Time Equivalent: In calculations, staff members are weighted based on the percentage of their time that they are assigned to a school or district. For example – a teacher assigned to a school half time would be weighted 50% in calculations, but a teacher assigned to a school full time would be weighted 100% in calculations.

Teachers – Experience and Certifications

This table shows information about experience and certifications for teachers assigned to this school and across the state.

Category	Teachers in Schools	Teachers in State
Total Number of teachers	17	115,100
Average years experience in public schools	14.2	11.8
Average years experience in district	10.6	10.5
Teachers in district for 4 or more years	82%	74%

Administrators – Experience (District Level)

This table shows information about experience for administrators assigned to this district and across the state.

Category	Admin. in District	Admin. in State
Total Number of administrators	11	9,476
Average years experience in public schools	18.0	15.7
Average years experience in district	12.3	11.5
Administrators in district for 4 or more years	82%	74%

Student to Staff Ratios

This table shows the number of students per staff member in the school and district. Ratios for librarians, nurses, counselors, and child study team members are only reported at the district level because many staff in these jobs are assigned only to the district and not to individual schools.

Staff Type	School Students: Staff	District Students: Staff
Teachers	14:1	13:1
Administrators	235:1	173:1
Librarian/Media Specialists		635:1
Nurses		476:1
Counselors		318:1
Child Study Team		272:1



Linden Avenue School
2016-2017

13-1750-080
ESSEX
GLEN RIDGE BORO
205 LINDEN AVE
GLEN RIDGE, NJ 07028

This section contains information about staff that are assigned to the school and district. Here is an explanation of some of the **key terms used in the staff section**:

Faculty: All classroom teachers and educational support services personnel (such as Librarians, Nurses, Counselors, and Child Study Team members)

Teachers: All classroom teachers

Administrators: Principals, assistant principals, supervisors, coordinators, directors, and other central-office administrators, as well as superintendents and other district-level administrators

Full-Time Equivalent: In calculations, staff members are weighted based on the percentage of their time that they are assigned to a school or district. For example – a teacher assigned to a school half time would be weighted 50% in calculations, but a teacher assigned to a school full time would be weighted 100% in calculations.

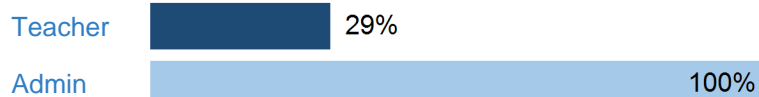
Teachers and Administrators - Level of Education

This chart shows the highest level of education attained by the teachers and administrators at this school. The Bachelor's category may include other degrees/certificates such as a Specialist's degree. Administrators are required to have a Master's degree or higher.

Bachelor's Degree



Master's Degree



Doctoral Degree



Teachers and Administrators - One-Year Retention (District Level)

This table shows the percentage of teachers and administrators assigned to the district in 2015-16 that were still assigned to the district in 2016-17. Staff who are not retained may have changed districts or no longer work for the state (including retirements).

Job Type	District	State
2015-16 Teachers: Same district 2016-17	87%	77%
2015-16 Administrators: Same district 2016-17	90%	85%

Faculty Attendance

This table shows the percentage of days that school faculty members were present during the school year. Approved professional days, personal days, staff training days, bereavement days, jury duty, and absences due to extended illness are not counted against days present, and faculty members on long-term leave or disability are excluded from this calculation.

School Year	% Days Present
2016-17	97%



**Linden Avenue School
2016-2017**




13-1750-080
ESSEX
GLEN RIDGE BORO
205 LINDEN AVE
GLEN RIDGE, NJ 07028

School General Info

Principal:	Mr. Caravela	Email Address:	jcaravela@glenridge.org
Address:	205 LINDEN AVE GLEN RIDGE, NJ 07028	Website:	https://www.glenridge.org/Domain/398
Phone:	(973)429-8301	Facebook:	N/A
		Twitter:	N/A




School Narrative

This section allows schools and districts to share highlights, achievements, and other important information about programs, activities, and services that are offered in their own words. If there are questions about the information provided in the narrative section, please contact your school directly.

 <p>Highlights:</p>	<ul style="list-style-type: none"> • Makerspace/STEAM lessons and activities. Fall and Spring Maker Days. • PAWS Up for Respect Character Education Program • Curriculum Includes Everyday Math, Reading Wonders, and hands-on Science and Social Studies activities.
 <p>Mission, Vision, Theme:</p>	<p>Partnered with a supportive community, the Glen Ridge Public Schools will provide all students the opportunity to achieve their full individual potential through a dynamic, stimulating and challenging educational program, aligned to the New Jersey State Core Curriculum Content Standards, that fosters respect, prepares students for life-long learning and enables students to contribute as citizens in an ever-changing, global society.</p>
 <p>Awards, Recognition, Accomplishments:</p>	<p>Numerous grants have been awarded to the Linden Avenue staff which recently include: Little Makers - a Traveling makerspace, iRover SmartBoard/Table for PreKindergarten, and Sew STEAMing - Second grade sewing machines, and BrainPop for first graders.</p>





School Narrative

This section allows schools and districts to share highlights, achievements, and other important information about programs, activities, and services that are offered in their own words. If there are questions about the information provided in the narrative section, please contact your school directly.

 Courses, Curriculum, Instruction:	<p>Curriculum Includes Everyday Math, Reading Wonders, and hands-on Science and Social Studies activities. There is a G&T pullout program called the Young Learners Program, Reading Specialist/Basic Skills program, & Title 1 Math and after school title 1 Math Homework Club.</p>
 Clubs and Activities:	<p>The Discovery Program is an after school enrichment program which includes classes such as Yoga, STEAM activities, Hands-on science, Chef it Up cooking, LEGO Club, Hip-Hop, Ballet, computer fun, kickball, and martial arts. Title 1 Math Homework Club.</p>
 Before and After School Programs:	<p>Before Care and After Care programs run by staff of the Glen Ridge Public Schools. PreK - Grade 2 (Ages 4 - 8) students participate in these programs.</p>

School Narrative

This section allows schools and districts to share highlights, achievements, and other important information about programs, activities, and services that are offered in their own words. If there are questions about the information provided in the narrative section, please contact your school directly.

 Staff and Professional Learning:	<p>One full day and 2 half-day professional days are built into the school calendar. Staff meetings and grade level meetings include professional development. Professional Learning Communities (PLCs) include the SciP, Makerspace, Character Education/School Safety, Report Card Benchmarks, Literacy, and Mindfulness.</p>
 Student Supports and Services:	<p>Special Education services begin with a self-contained Preschool Disabled Classroom, a pullout Resource Room program for grades K-2 students, inclusion in the regular education Pre-Kindergarten and K-2 classrooms are included. the Reading Specialist and Title 1 math teachers work with identified students on a pull-out basis. In-class support is also available for children who need extra help in the classroom.</p>
 Student Health and Wellness:	<p>Physical Education classes take place 3 times in our 6 day cycle and health is one time per 6 day cycle. Classroom teachers engage the children in daily brain/fitness breaks where brief physical activities help to refocus the children. Music and movement is also included during music classes which take place 2x in our 6 day cycle.</p>
 Parent and Community Involvement:	<p>The Home and School parent association sponsor many social, fundraising, and community service events including: School-wide pizza parties, Mum & Crumb, Pumpkin Walk, Science Fair and 2 Maker Days, Author visit, Read Across America, Food drives, Pennies for Patients, Halloween candy for Troops, Breast Cancer, Autism, and Food allergy Awareness days.</p>



**Linden Avenue School
2016-2017**

13-1750-080
ESSEX
GLEN RIDGE BORO
205 LINDEN AVE
GLEN RIDGE, NJ 07028

School Narrative

This section allows schools and districts to share highlights, achievements, and other important information about programs, activities, and services that are offered in their own words. If there are questions about the information provided in the narrative section, please contact your school directly.



Facilities:

The Linden Avenue School was built in 1911. Recent renovations include: Library/ Multipurpose in 2016; Gym/cafe in 2013; Playground upgrades in 2010, 2012, and 2014; Outdoor Learning Garden established 2005.



Linden Avenue School
2016-2017

13-1750-080
ESSEX
GLEN RIDGE BORO
205 LINDEN AVE
GLEN RIDGE, NJ 07028

School Narrative

This section allows schools and districts to share highlights, achievements, and other important information about programs, activities, and services that are offered in their own words. If there are questions about the information provided in the narrative section, please contact your school directly.

School begins at 8:30 a.m. and ends at 3:00 p.m. for students. Related Arts classes include PE 3x per 6 day cycle, Music 2x, Library 1x, Art 2x, and Health 1x. Technology includes Chromebook Carts for K, 1, 2 students, classroom computers and SMART Boards in every k-2 classroom Google for Education is utilized including Google Docs, Sheets, and Slides; SmartBoards in all classrooms, iRover boards in Prek classrooms; Tablet usage in special education.



Other Information: